



Kentucky High School Athletic Association

2280 Executive Drive ° Lexington, KY 40505 ° www.khsaa.org ° (859)299-5472 (859)293-5999 (fax)

MEMORANDUM

To: Superintendent, Principal, and Athletic Director
St. Patrick High School

From: Brigid L. DeVries, Commissioner
Larry Boucher, Assistant Commissioner *Larry Boucher*


Date: May 19, 2005

Subject: 2004-2005 Title IX Annual Report Forms Submission

Enclosed please find a copy of Form T-65, the 2004-2005 KHSAA Title IX Annual Report Submission Status Report. In addition, you may find an attachment with corrected copies of the forms submitted by your school personnel. Please review this information so the forms can be completed accurately in the future.

Also, KHSAA Audit Team Members may have requested resubmission of some of the 2004-2005 Annual Report Forms or need additional information on your athletic programs. Please submit this information by the date requested if this is applicable. Copies and all KHSAA Title IX documents must be kept current and included in your permanent Title IX File at the school. All documents are subject to Open Records Requests.

Should you need any further information, please do not hesitate to call anytime.



**KHSAA TITLE IX
ANNUAL REPORT SUBMISSION
STATUS REPORT
2004-2005**

KHSAA
Form T65
Revised 4/05

TO: KHSAA Member School Superintendents, Principals, and Athletic Directors

FROM: Brigid L. DeVries, Commissioner
Larry Boucher, Assistant Commissioner

DATE: May 19, 2005

School	St. Patrick High School	Reviewed by	Gordon Bocock
--------	-------------------------	-------------	---------------

The following is a status report regarding the required 2004 - 2005 Title IX Annual Report submission of forms due into the KHSAA office by April 15, 2005. Appropriate KHSAA Audit Team personnel have reviewed these forms and the following is a summary of this review.

I. Checklist of Forms properly submitted in a satisfactory manner:

✓	GE 19 (Annual Verification)	✓	T-35 (Budget Expenses)
✓	T-1 (Summary Program Chart 1)	✓	T-36 (Budget Expenses)
✓	T-2 (Summary Program Chart 2)	✓	T-41 (Checklist – Overall Interscholastic Program)
✓	T-3 (Summary Program Chart 3)	✓	T-60 (Corrective Action Plan)
✓	T-4 (Summary Program Chart 4)		

II. Status

A	✓	2004 – 2005 Forms are satisfactory and no further information or action is necessary at this time.
B		Errors have been noted with respect to the following forms:
C		The following forms were omitted and must be submitted by school representatives:
D	✓	<p>Other Recommendation and Comments:</p> <ul style="list-style-type: none"> ▪ It is recommended that the Gender Equity Review Committee have a male and a female athlete as active members of the Committee. ▪ Travel costs are not "free", so anytime a "zero" appears for travel expenses, a potential red-flag goes up; however, you explained it well in your budget attachment. ▪ Good report.



Kentucky High School Athletic Association

**2004-2005 KENTUCKY HIGH SCHOOL ATHLETIC ASSOCIATION
ANNUAL VERIFICATION OF TITLE IX PROCEDURES
(To be submitted by April 15, 2005 along with other required forms)**

APR 1 2005 The St. Patrick High School, Maysville, Kentucky
(Name of High School) (City)

certifies to the Kentucky High School Athletic Association that the following is an accurate and true representation of the facts surrounding compliance with 20 U.S.C. Sections 1681-1688, et. Seq. (also known as Title IX)

I certify the following provisions in accordance with records at the school contained in the permanent Title IX file, and to the best of my knowledge have completed the following tasks (All boxes must be checked).

Established a gender equity committee at the high school. (list committee personnel and provide attachment if necessary)

Name	Address	Phone	Title
Lex Turner	1024 E, Second St.	606-564-4448	A.D., Title IX Coordinator
Jay Jacobs	143 Wrightsville	937-549-3724	Principal
Jerry Ormes	568 Circle Drive	606-564-4334	Girls' Varsity Basketball Coach
Tim Sullivan	90 Highland Hollow	407-1519	Boys' Varsity Basketball Coach
Louise Williams	512 E. Second St.	606-564-8025	S.P.A.C. President
Margie Stahl	1656 Chrissie Lane	606-759-7260	Parent
Jacob Botkins	1124 E. Second St.	606-564-4448	Student
Kristen Stahl	325 Limestone St.	606-564-3620	Student

Scheduled a minimum of three meetings during the 2004-2005 school year on the following dates:
October 8, 2004
March 8, 2005
March 31, 2005

Designated the following person(s) as the Title IX coordinator for the school:

Lex Turner	A.D.	1024 E. Second St.	606-564-4448
Name	Title	Address	Phone

Designated the following person(s) as the Title IX coordinator for the district:

Lex Turner	A.D.	1024 E. Second St.	606-564-4448
Name	Title	Address	Phone

School personnel are continuing to make periodic reviews of the boys' and girls' athletics program reflected in the Corrective Action Plan.

In addition to the above information, the above referenced school maintains a complete permanent file relative to Title IX records including copies of the self-assessment audit, all corrective action plans, and other related materials.

[Signature]
Principal's Signature

3/31/05 20
Date

[Signature]
Superintendent Signature

[Signature]
School Board Chairpersons' Signature

(Send original copy to KHSAA - Maintain duplicate in Title IX school folder)

Athletic Participation

<u>Girls Athletic Teams</u>	<u>Participants</u>		Yr. Started
	H.S.	Below 9 th	
Varsity Cross Country	0	2	1999
J.V. Cross Country	0	2	2000
Varsity Soccer	16	0	2001
J.V. Soccer	14	0	2004
Varsity Volleyball	7	2	2003
J.V. Volleyball	7	2	2003
Varsity Basketball	12	0	NA
J.V. Basketball	8	4	1998-99
Varsity Swim	1	0	2003-04
J.V. Swim	0	0	2003-04
Fr. Swim	0	0	2003-04
Softball (F.R.)	11	3	1999
J.V. Softball	11	3	2001
Tennis	7	3	NA
Total	<u>94</u>	<u>21</u>	

Boys Athletic Teams

Varsity Golf	5	5	NA
Varsity Cross Country	2	1	1999
J.V. Cross Country	2	1	2000
Varsity Soccer	17	0	1996
J.V. Soccer	0	0	1998
Varsity Basketball	12	0	NA
J.V. Basketball	11	2	NA
Fr. Basketball	0	8	NA
Varsity Swim	2	2	2003-04
J.V. Swim	0	2	2003-04
Fr. Swim	0	2	2003-04
Baseball	13	3	NA
J.V. Baseball	0	0	2004
Tennis	<u>5</u>	<u>3</u>	NA
Total	<u>69</u>	<u>29</u>	

[Handwritten signature]

2004-2005
ACCOMMODATION OF INTERESTS AND ABILITIES
SUMMARY PROGRAM CHART 1

KHSAA
 Form TI
 Rev. 10/04

Participation Opportunities Test One

		(Column 1)	(Column 2)	(Column 3)	(Column 4)
	Program	Enrollment	Percentage of Total Enrollment	Number of Interscholastic Participants (double and triple count)	Percentage of Total Participation
Row 1	GIRLS	43	49% ✓	115	54% ✓
Row 2	BOYS	45	51%	98	46%
Row 3	Totals	88	100%	213	100%

Instructions:

*Number of 8th grade students & below used in Column 3 and Column 4 calculations if applicable: *Girls 21*

Boys 29

- 1) Determine the total number of girls enrolled, (place in Row 1, Column 1). Determine the total number of boys enrolled, (place in Row 2, Column 1).
- 2) Add the total number of girls and boys enrolled to determine total enrollment, (place in Row 3, Column 1).
- 3) Calculate the percentage of total enrollment that is female. (Divide Row 1, Column 1 by row 3, Column 1 and place in Row 1, Column 2.) Calculate the percentage of total enrollment that is male. (Divide Row 2, Column 1 by Row 3, Column 1 and place in Row 2, Column 2.) Note: Row 1, Column 2 plus Row 2, Column 2 should total 100%.
- 4) Ask the head coaches to review the most updated eligibility or squad lists for their teams. Ask coaches to confirm the names of those individuals who are on the team as of the **first date of competition**, and cross out the names of those who were cut from the team or quit the team prior to the first competitive event. Determine the total number of interscholastic athletics participants that are girls, (and place in Row 1, Column 3). In order to determine the total number of athletics participants, an individual should be counted each time he or she participates on a team. For example, if Jane Doe competes on the varsity volleyball team, the junior varsity volleyball team, the junior varsity basketball team, and the varsity softball team, she should be counted as four participants (**do not include club or intramural sports participants, cheerleaders, dance teams, or pom squads**). Calculate the same way for boys and girls. * In addition, should 8th grade students and below play on a Freshman, Junior Varsity, or Varsity team, they should also be counted for each team and sport on which they participate. If applicable, please asterisk the above notation as to how many 8th grade students & below are included in the totals. Using the same procedure, determine the total number of interscholastic athletic participants that are boys, (and place in Row 2, Column 3). Add Row 1, Column 3 plus Row 2, Column 3 to get total participants and place in Row 3, Column 3.
- 5) Calculate the percentage of female participation. (Row 1, Column 3 divided by Row 3, Column 3 and place in Row 1, Column 4.) Calculate the percentage of male participation. (Row 2, Column 3 divided by Row 3, Column 3 and place in Row 2, Column 4.) Note: Row 1, Column 4 plus Row 2, Column 4 should total 100%.

Note: While being within three percent is not a formal compliance standard; if the percent listed in Row 1, Column 4 is within 3% of Row 1, Column 2, then it provides a good target within which compliance is likely.

Principal's Signature: _____

Date: _____

2004-2005
ACCOMMODATION OF INTERESTS AND ABILITIES
SUMMARY PROGRAM CHART 2

KHSAA
 Form T2
 Rev. 10/04

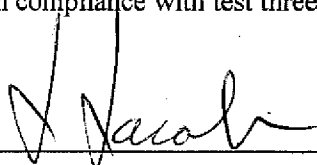
Participation Opportunities Test Two

			Column 1	Column 2	Column 3	Column 4	Column 5
Program			Number of Teams Currently Offered	Number of Participants	Number of Teams Added in Last Five Years	Number of Participants Added in Last Five Years	Percent of Total Participation By Sex Added in Last 5 Years
GIRLS	Row 1	varsity:	7	64	3	26	
	Row 2	j.v.:	5	51	4	39	
	Row 3	frosh:	0	0	0	0	
	Row 4	total:	12	115	7	65	57%
BOYS	Row 5	varsity:	7	70	1	4	
	Row 6	j.v.:	3	18	2	5	
	Row 7	frosh:	2	10	1	2	
	Row 8	total:	12	98	4	11	11%

- 1) For Column 1, list the number of interscholastic teams offered for girls and boys at each competitive level (varsity, junior varsity, and freshman). For girls, total each of the entries in Rows 1, 2, and 3 into Row 4. For boys, total Rows 5, 6, and 7 into Row 8.
- 2) For Column 2, list the number of participants at each level. For girls, total each of the entries in Rows 1, 2, and 3 into Row 4. For boys, total Rows 5, 6, and 7 into Row 8. **Note:** The totals in Row 4 for girls and in Row 8 for boys must be the same as the totals in Form T-1, Column 3, Rows 1 and 2 respectively.
- 3) For Column 3, list the number of interscholastic teams that have been added in the last five years at each competitive level. Count each team added during the 5 year period only one time. e.g. Girl's junior varsity soccer was added 3 years ago, count the team only once, not 3 times. For girls, total the entries in Rows 1, 2, and 3 into Row 4. For boys, total Rows 5, 6, and 7 into Row 8.
- 4) For Column 4, list the number of participants that are currently on each level of the teams that were added in the last five years. If a team was added previously but no longer exists, there are no current participants to be added for that team. For girls, total the entries in Rows 1, 2, and 3 into Row 4. For boys, total Rows 5, 6, and 7 into Row 8.
- 5) For Column 5, calculate the percentage of participants that have been added in the last five years. For girls, take the number in Column 4, Row 4 and divide by the number in Column 2, Row 4. For boys, take the number in Column 4, Row 8 and divide it by the number in Column 2, Row 8.

Note: If the percentage of current participants added in the last five years is 25% or greater, compliance with test two may be possible. If less than 25%, then compliance with test three should be analyzed. **CAUTION:** 25% is not a formal compliance standard.

Principal's Signature: _____



Date: _____


3/31/05

2004-2005
ACCOMMODATION OF INTERESTS AND ABILITIES
SUMMARY PROGRAM CHART 3

Participation Opportunities Test Three

FOR ANY QUESTION ANSWERED "YES" IDENTIFY THE RESPECTIVE SPORT(S).

	GIRLS (Yes / No)		BOYS (Yes / No)
1. For a sport not currently played at the interscholastic level (varsity, junior varsity, or freshman) in your school, is there an intramural team offered for that sport?	No		No
2. For a sport <u>not</u> currently offered in your interscholastic athletics program, is there sufficient interest to form a viable interscholastic team based on participation on an intramural team or community recreation teams?	No		No
3. For a sport <u>not</u> currently offered, is there sufficient interest, based on your most recent Student Interest Survey, to form a viable interscholastic team based on student responses from the interscholastic survey? If yes, what sport?	No		No
4. For a sport currently offered at the varsity level only, is there sufficient interest, based on your most recent Student Interest Survey, to form a viable team for a junior varsity or freshman team that is not currently offered?	Yes		No
5. For a sport currently offered at the junior varsity or freshman level is there sufficient interest, based on your most recent Student Interest Survey, to form a varsity team not currently offered?	No		No
6. If you answered YES to question (1), (2), (3), (4), or (5), are there enough high schools in your geographic area offering the sport (at the appropriate level) to allow for the development of a reasonable schedule of competition?	Yes		NA

Principal's Signature:  Date: 3/31/05

2004-2005
ACCOMODATION OF INTERESTS AND ABILITIES
SUMMARY PROGRAM CHART 4

Levels of Competition Test One

		Column 1	Column 2	Column 3
Girls	Team Levels	Number of Teams Currently Offered	Number of Participants	Percentage of Participants at Each Level
Row 1	varsity:	7	64	56%
Row 2	j.v.:	5	51	44%
Row 3	frosh:	0	0	0
Row 4	total:		115	100%
Boys				
Row 5	varsity:	7	70	71.4%
Row 6	j.v.:	3	18	18.4%
Row 7	frosh:	2	10	10.2%
Row 8	total:		98	100%

- Column 1, list the number of interscholastic teams offered for girls and boys at each competitive level; varsity, junior varsity, and freshman. (Refer to Form T-2, Accommodation of Interests and Abilities, Summary Program Chart 2, Column 1.)
- For Column 2, list the number of participants at each level. For girls, total the entries in Rows 1, 2, and 3 into Row 4. For boys, total the entries in Rows 5, 6, and 7 into Row 8. (Refer to Form T-2, Accommodation of Interests and Abilities, Summary Program Chart 2, Column 2.)
- For Column 3, calculate the percentage of female and male participants at each level.
For girls' varsity, junior varsity, and frosh, respectively:
 - Divide Column 2, Row 1 by Column 2, Row 4, and place the percentage in Column 3, Row 1.
 - Divide Column 2, Row 2 by Column 2, Row 4, and place the percentage in Column 3, Row 2.
 - Divide Column 2, Row 3 by Column 2, Row 4, and place the percentage in Column 3, Row 3.
 For boys' varsity, junior varsity, and frosh, respectively:
 - Divide Column 2, Row 5 by Column 2, Row 8, and place the percentage in Column 3, Row 5.
 - Divide Column 2, Row 6 by Column 2, Row 8, and place the percentage in Column 3, Row 6.
 - Divide Column 2, Row 7 by Column 2, Row 8, and place the percentage in Column 3, Row 7.

Principal's Signature: _____

Date: 3/31/05

2004-2005

KHSAA
Form 135
REV. 10/04

BUDGETED AND ACTUAL EXPENDITURES - PROGRAM COMPARISON CHART
TO INCLUDE BOOSTER CLUB FUNDING

	* equipment and supplies	** travel	*** awards	coaches' salaries (to include supplemental and extended employment)	**** facilities improvements	***** publications (if sport-specific)
	Expenditures	Expenditures	Expenditures	Expenditures	Expenditures	Expenditures
G basketball	^{a.} 3,162.85	^{a.} 122.50	143	3500	0	NA
B basketball	^{a.} 3,676.60	469.00	113	3,500	0	NA
G softball	879.23	^{b.} 0	93	500	0	NA
B baseball	468.18	353.50	90	500	0	NA
G cross country	0	155.75	12	250	0	NA
B cross country	0	155.75	40	250	0	NA
G golf	NA	NA	NA	NA	NA	NA
B golf	202.01	159.14	39	500	0	NA
G soccer	154.98	360.50	66	2100	^{a.} 350	NA
B soccer	219.88	598.50	119	2,100	^{a.} 350	NA
G swimming	196.00	167.70	22	250	0	NA
B swimming	87.00	167.70	23	250	0	NA

1. Total expenditures on T-35 and T-36 on the 2004-2005 year report due by April 15, 2005, should reflect the total monies spent (rounded off to nearest hundred) for the entire year of 2003-2004 ending June 30, 2004.

2. Booster Club Funding/Contributions must be included in the expenditures total.

Principal's Signature:



Date:

3/31/05

**2004-2005
BUDGETED AND ACTUAL EXPENDITURES - PROGRAM COMPARISON CHART 2
TO INCLUDE BOOSTER CLUB FUNDING**

Teams	equipment and supplies	travel	awards	coaches' salaries (to include supplemental and extended employment)	facilities improvements	publications (if sport-specific)
	Expenditures	Expenditures	Expenditures	Expenditures	Expenditures	Expenditures
G track	NA	NA	NA	NA	NA	NA
B track	NA	NA	NA	NA	NA	NA
G tennis	36.21	115.95	42	250	0	NA
B tennis	36.21	115.95	46	250	0	NA
G volleyball	^{b.} 4,896.86	392.00	107	500	^{b.} 750	NA
B wrestling	NA	NA	NA	NA	NA	NA
G (list sport)	NA	NA	NA	NA	NA	NA
B (football)	NA	NA	NA	NA	NA	NA
G (list sport)	NA	NA	NA	NA	NA	NA
B (list sport)	NA	NA	NA	NA	NA	NA

1. Total expenditures on T-35 and T-36 on the 2004-2005 year report due by April 15, 2005, should reflect the total monies spent (rounded off to nearest hundred) for the entire year of 2003-2004 ending June 30, 2004.

2. Booster Club Funding/Contributions must be included in the expenditures total.

3. Indicate percentage of total expenditures for each gender: Total Expenditures \$ 34400 % for boys 43 % for girls 57

Principal's Signature: [Signature] Date: 3/31/05

ATTACHMENT FOR BUDGET

All funds for extracurricular activities are provided by the St. Patrick's Activities Club (S.P.A.C.)

* EQUIPMENT AND SUPPLIES

Medical supplies, water bottles/coolers, towels and other non-sports specific supplies are purchased at the first of the school year and are replaced as needed. All athletic teams have access to these supplies.

a. BASKETBALL

Both the girls' and boys' teams purchased new warm-ups. The girls' team purchased 20 sets and the boys' team purchased 25. These numbers were determined by the survey from the previous year.

b. VOLLEYBALL

A girls' volleyball team was started this year. This amount was for uniforms and all equipment.

** TRAVEL

All of the athletic teams, with the exception of the golf, swim, and tennis teams, travel by school bus. This is funded by S.P.A.C. There is no set budget for the athletic teams.

The golf, swim, and tennis teams travel by cars and/or personal vans driven by coaches and parents. They are offered a reimbursement of \$.30 per mile. This is funded by S.P.A.C.

a. BASKETBALL

The girls' basketball team traveled by bus to 11 games. A parent with a CDL volunteered his services for eight of the trips.

b. SOFTBALL

The girls' softball team traveled by bus to ten games. The same parent volunteered his services for all ten games.

J. Newell
3/31/05

*** AWARDS

Each athlete receives a chevron letter with the sport emblem for his or her first year on a varsity team. After receiving a letter, each athlete receives a chevron bar with the sport emblem for each year they compete on the varsity team.

Each member of a junior varsity team receives a chevron bar with the sport emblem and J.V. on it. If the student is a member of both the junior varsity and varsity team of the same sport, he/she only receives a varsity award. The same guidelines also apply to those on a freshman team.

All senior athletes receive a plaque listing their accomplishments.

The soccer, basketball, softball and baseball teams give individual awards for specific categories. The award is a small plaque. Each team gives about seven or eight awards.

**** FACILITIES IMPROVEMENTS

a. SOCCER

The boys' and girls' soccer teams both use the fields at the Tom Browning Boys and Girls Club. The amounts listed are for the rental of the fields.

b VOLLEYBALL

This is for painting the lines for the volleyball court.

***** PUBLICATIONS

The sophomore class has an activities program that is a money making project. It includes pictures of all extracurricular activity teams. It is given out at all home basketball games.

J. Smith
3/31/05

2004-2005 KHSAA TITLE IX ATHLETICS AUDIT

KHSAA
Form T41
Rev. 10/04

Checklist - Overall Interscholastic Athletics Program

DIRECTIONS:

For the Areas of Compliance (Opportunities and Benefits) listed on the left hand side of the page, place a checkmark under the appropriate column identifying whether your school provided an advantage to the Girls' Program, or to the Boys' Program or to Neither Program.

Areas of Compliance:	ADVANTAGE TO:		
	GIRLS' PROGRAM	BOYS' PROGRAM	NEITHER PROGRAM
OPPORTUNITIES			
Accommodation of Interest and Abilities			✓
BENEFITS			
Equipment and Supplies			✓
Scheduling of Games and Practice Time			✓
Travel and Per Diem Allowances			✓
Coaching			✓
Locker Rooms, Practice and Competitive Facilities			✓
Medical and Training Facilities and Services			✓
Publicity			✓
Support Services			✓
Athletic Scholarships			✓
Tutoring			✓
Housing and Dining Facilities and Services			✓
Recruitment of Student Athletes			✓

Principal's Signature: _____

J. Smith

Date: _____

3/31/05

SCHOOL NAME

St. Patrick High School

2004-2005

TITLE IX

CORRECTIVE ACTION PLAN

DIRECTIONS:

1. For Column 1, indicate the intended area which needs corrective action in order to achieve gender equity. For Column 2, write the suggested change or activities that will correct the area in need of alteration. For Column 3, include the estimated completion date for the changes or activities.
2. It is possible to attain compliance with Title IX and no longer need "corrective" action. However, the KHSAA strongly encourages compliant schools to identify items for improvement (Column 1), activities to accomplish the improvement (Column 2) and a timetable for completion (Column 3) that will strengthen the athletic program.
3. You may copy this form as needed. Please attach corrective action plans along with audit forms and submit by April 15, 2005.

COLUMN 1 ITEM FOR CORRECTION/ IMPROVEMENT	COLUMN 2 SUGGESTED CHANGE/ ACTIVITIES	COLUMN 3 TIME TABLE FOR CORRECTIVE ACTION/ COMPLETION
Girls' Soccer	Started a JV team	Fall 2005

Principal's Signature: _____



Date: _____

3/31/05

Title IX Accomplishments
2004-05

The girls' basketball team had 40% of their home games as prime time games.

J. Jacobs
3/31/05